



FIREFLEX WITH EZ FIT FLEXIBLE CONNECTORS

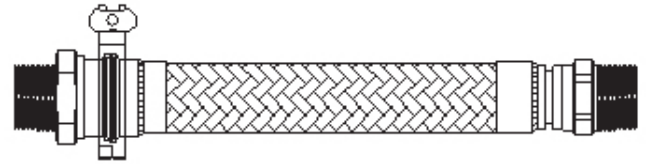
2828 Fallon Drive
 Sherman, Texas 75090
 Phone: 1.800.333.3599 / 1.903.892.8983
 Fax: 1.800.765.4801 / 1.903.893.9576

Description —

FLEX-ING's premiere above and below ground fire rated flex connector with the EZ FIT union style coupling system designed to make connections in confined spaces simple and tight.

Application —

Connects the shear valve with primary piping in a fuel dispenser sump system.



- Extremely flexible Fireflex hose for ease of installation
- Compactness of couplings are ideal for small shallow boxes, sumps and pans
- Assemblies can be disconnected and pulled out of inline systems without breaking pipe
- All metal construction
- Crush resistant and kink resistant
- Full vacuum
- Facilitates compliance for NFPA 30 & 30A

Features —

SB 989 Compliant	Successful Praxair/Tracer Testing
Metal construction	All metal construction means one flex-connector for both above and below ground applications.
Full Vacuum	Testable under full vacuum.
UL Listed	UL Listed for above and below ground installation.
Long service life	An 18-8 alloy with titanium, 321 Stainless Steel inner core provides a long service life.
Greater flexibility	Standard wall thickness with close pitch corrugations gives more flexibility.
Multi-seal design	The 346 Integral Male Swivel* ensures ease of installation with a multi-seal design.
Schedule 80 construction	Thick, schedule 80 hex end fittings protect against deformation of the ends.
Quality tested	100% pressure tested to assure quality.
Superior working pressure	350 psi working pressure assembly exceeds UL 50 psi requirement on 3/4" - 3". 225 psi on 4"
Minimum Bend Radius from Centerline of Hose	
6" - Hose up to 2"	
9" - Hose up to 3"	
13" - Hose up to 4"	



See Requirements and Installation Instructions on Page 2



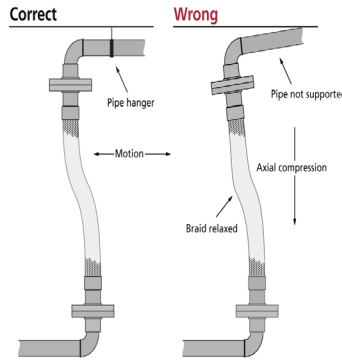
Requirements —

- Must be used in a liquid tight sump
- Must be used with operational leak detection
- Must not come in contact with Brine, Saltwater, Saltwater splash, saltwater spray and/or chlorine
- You must visually inspect the flex connector for any defect or damage that may have occurred during shipping
- If you find a damaged flex connector, you must return it to FLEX-ING or the authorized distributor
- Flex connectors must be replaced when the dispenser has been hit or disrupted
- Replace the flex connector if the shear valve has broken. Shear valve must remain properly mounted
- Tags are an integral part of the connector and must remain intact
- Do not remove tags or labels
- Never coat a flex connector with a non-approved coating
- Do Not torque flex connector
- Install in one plane of motion
- Do Not exceed minimum bend radius
- Do Not compress or deform
- You must be OSHA trained and have OSHA approved equipment

Installation Instructions —


DO NOT COMPRESS OR EXTEND AXIALLY

Corrugated metal hose installed in-line with the longitudinal axis of the piping should not be subject to axial movement.



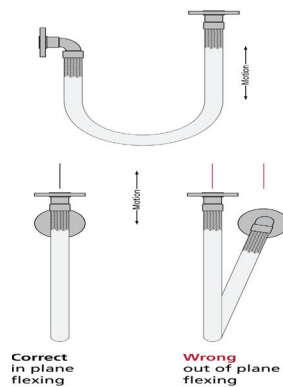
AVOID SHARP BENDS

Use elbows to avoid sharp bends near the end of the metal hose assembly.




DO NOT ALLOW MOVEMENT IN MULTIPLE PLANES

Flexing a metal hose in two separate planes of movement will torque the hose assembly. Always install the metal hose assembly so that flexing occurs in one plane only, the plane in which bending occurs.



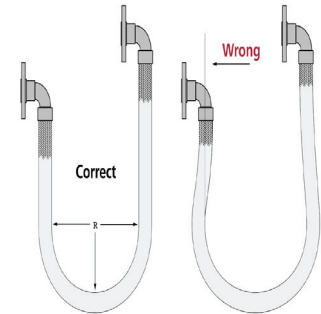
PROVIDE SUPPORT

When installing the assembly in a horizontal loop, provide support for the arms to prevent the hose from sagging.



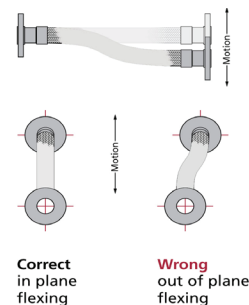
MAINTAIN MINIMUM CENTERLINE BEND RADIUS

Flex connectors must be used in a liquid tight sump with operational leak detection.



DO NOT TORQUE DURING INSTALLATION

Do not use to compensate for bolt hole misalignment. Floating flanges will help to minimize twisting of the metal hose. Pipe unions will help to reduce twisting during connection to the piping. The use of two wrenches will help to keep the hose from twisting when tightening the pipe union.



Installation Instruction Tags are an integral part of the flex connector. If you receive a Flex-connector without an installation tag contact us immediately at 1-800-333-3599. Removal of this tag voids the warranty and the UL Listing. All metal hose assemblies are custom made. We do have standard catalog products but they are considered non-stock. All returns require a Return Goods Authorization number and a re-stocking charge will be applied. Some products may be non-returnable.